

Your team?



Kart Challenge

Team building activity | 2h - 2.5h | Up to 72 players

Concept

"Kart Challenge" team building propels teams into a realm of creativity, where they **sculpt their unique karts** using a diverse range of materials.

Guided by a specific theme and with the objective of accomplishing three pivotal challenges, each team crafts their vehicle. **The process emphasizes time management, budgeting, and solution-driven efforts.**

Following the creation phase, teams can hop into their karts. **An exhilarating race ensues, culminating in the crowning of the champion team.**





1

3 Challenges

"The Kart Challenge" kicks off with an **engaging team briefing**, introducing **three distinct challenges**. To ace these challenges, specific functionalities must be integrated into your kart. And with that, it's time to transition to the next phase... **Build your kart!**

2

Build your kart

Unleashing **creativity** and applying **solution-driven approaches** are key to designing a kart that's both **functional** and **visually appealing**. Team dynamics decide the division of roles, necessitating swift and structured communication. Do you commence with a prototype or dive straight into the final build? Experiment, construct, and beautify - **but above all, have fun!**

3


Race to victory

3, 2, 1, GO! With **you as the driver of your kart**, you will race your way to victory. Throughout the race you will complete the three different challenges and earn team points. **Will you win the trophy?**



Budget control

Each team starts with a budget of 1,000 euros. With a limited budget, you get to work shaping your kart. Do you invest time to get extra budget or try to make thoughtful purchases in the shop?



Brainstorm & build

Collaborate with your teammates to evaluate all potential routes, making pivotal decisions along the way. **Delegate tasks, decide on which ideas to pursue, and ensure everyone is aligned with the collective vision.**



Time Management

How much time do you have left before the race commences? Have you ensured all kart components are functioning for the impending tasks? Trial your kart ahead of the race to allow room for any necessary tweaks. **Remember, every second counts!**


Unique game design

Beyond the sheer enjoyment of our activities, they are crafted to **address real-world challenges encountered in professional settings**. By emphasizing diverse facets in each activity, **we ensure that every team member can spotlight their unique strengths**. Through our team-building sessions, we set ourselves apart and truly make a difference.



Trophy for the winners!

Naturally, the pinnacle of success deserves recognition. We've set aside a whimsical trophy for the triumphant team. **Could your team be the one to claim this prize?**



Pricing list

Explore our pricing on our website
or obtain a personalized quote
at rentsomefun.be

Explore our pricing

Practical information

Up to 72 players per session

The "Kart Challenge" is played with up to 72 people. **Up to 12 teams compete against each other in this creative competition.** Are you with a larger group? Then we can also schedule several sessions one after the other.

Teams consist of a maximum of 6 persons

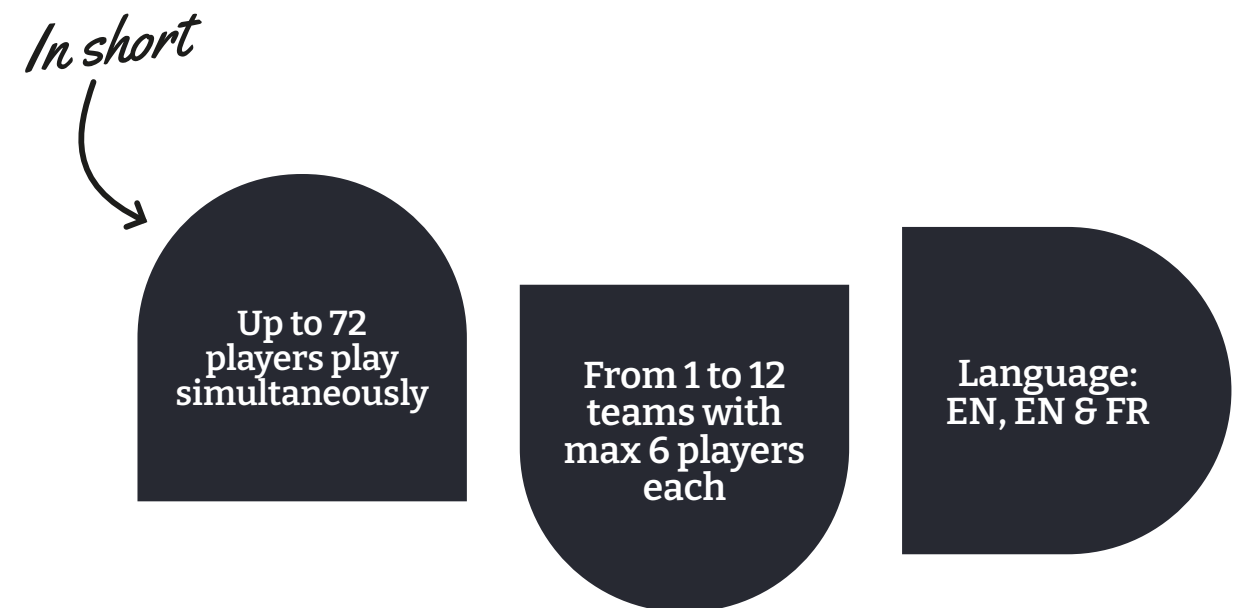
For an optimal gameplay experience, each team should have no more than 6 members. This structure ensures that each participant can lean into their unique strengths and actively participate throughout.

Game language: Dutch, English, French

The game itself is largely language insensitive. It can therefore be used for any language group. However, are there texts that need to be read? Then these are provided in 3 languages: Dutch, English and French.

Language game guidance: Dutch or English (French on request)

Our facilitators are fluent in both Dutch and English. If you'd prefer the game's instructions in French, just let us know beforehand. We'll ensure our French-speaking guides are present to make your experience seamless.



Timing

Allocate a time span of 2 to 2.5 hours for the activity, contingent on the participant count.

Arrival & setup

We'll arrive approximately 1 hour prior to the activity's kickoff. If the designated area isn't available 60 minutes ahead of time, please coordinate with us to make necessary adjustments.

Game introduction

Our game facilitators ignite the enthusiasm by outlining the tasks ahead. During this phase, we'll also segment participants into teams, either through a random process or based on your preferences.

Build your kart

Using cardboard, tape, and scissors, teams will dive into the creative challenge of crafting their unique karts. The objective? Engineer a design robust and efficient enough to meet the game's tasks.

The race

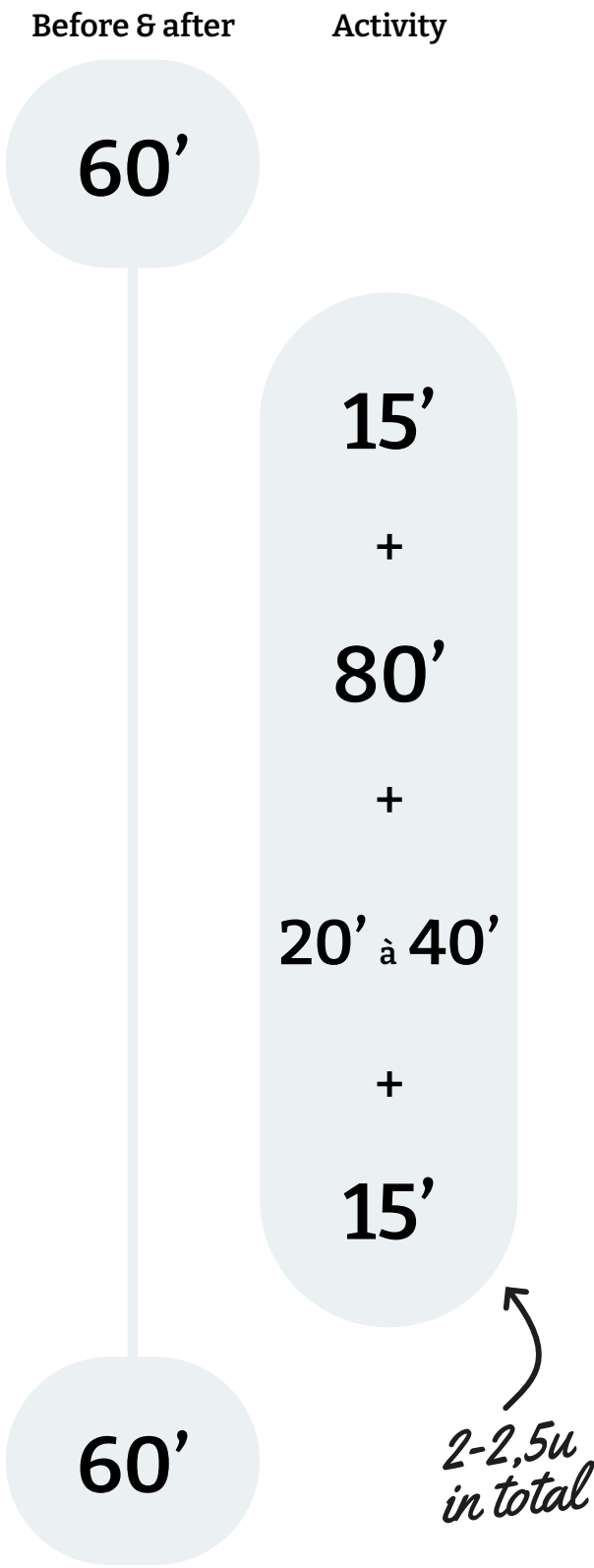
Once the karts are ready, the adrenaline surges with a thrilling race. Teams will navigate their homemade karts through a dynamic course filled with objectives, promising excitement and a hearty dose of laughter.

Debrief

Post-race, it's often buzzing with chatter and shared experiences. Allocate some free time here, allowing participants to unwind, discuss their moments, and foster deeper connections.

Cleaning up

While your thrilling adventure concludes, our work continues. We'll need approximately another hour post-event to tidy up, ensuring the space is as we found it. The cleanup duration might vary based on the number of teams.



Where to play

The Kart Challenge offers flexibility, being suitable for both indoor and outdoor setups*. For the best experience, **choose a paved, clean surface** – venues with gravel roads or cobblestones might not be ideal.

Kart Building: Each team will need a designated area of at least **3 x 3 meters**. Ideally, all teams should be situated in one room for a unified experience.

Racing Area: For the race, a area of about **8 x 8 meters** should be reserved. Rest assured, we can tailor the setup based on your venue's constraints.

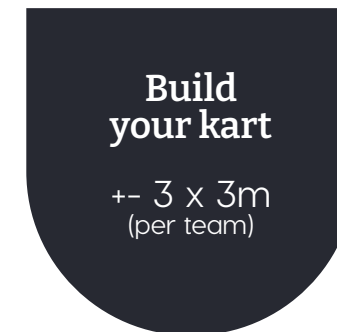
Practical information:

- › All spaces should be available **1h beforehand and 1h afterwards**
- › **Provide parking close to the play area** for loading and unloading
- › Provide a play area on the **ground floor**

***Want to play outside?**

Want to feel the breeze as you race? We're on board with that! Whether you're thinking of building the karts indoors and racing them outside, or hosting the entire activity under the open sky, we're game. Just a heads-up – rain could be a dampener. If there's a forecast for rain, it's wise to have a Plan B.

In short



About Rent Some Fun

Dream. Experience. Grow.

That's the essence of Rent Some Fun in a trio of words. Our journey commenced in 2016 when Jonas crafted the inaugural sketches for a mobile escape game. The 'escape box' rapidly gained popularity among families, friends, and corporate teams. Today, Rent Some Fun stands as a trusted ally, transforming each team building session into a memorable adventure!

- › **Transparent communication:** straightforward and crystal clear
- › **Direct booking:** connect with the very minds behind the games
- › **Hassle-free planning:** simply pick an activity, and we manage everything else
- › **Transparent pricing:** no hidden fees or surprises.



1

Transparent pricing

At Rent Some Fun, we prioritize transparency. We provide a complete cost breakdown upfront, ensuring your team building event aligns perfectly with your budget.

2

Choose your team building, we handle the rest

Booking activities is a breeze with us. Simply send us your request, and we'll review our schedule, then slot your event into our calendar. In essence, pick the activity, and leave the logistics to us.



3

Book directly with the developers

At Rent Some Fun, our activities are imbued with a personal touch, as we design them in-house. Our creative minds constantly churn out innovative ideas, while our logistics team ensures every event unfolds seamlessly.

4

Crystal-clear communication

Prepping for your event shouldn't be stressful. Rely on our lucid information and streamlined organization. With our detailed brochures, you'll always be in the know about what our activities entail.




Handmade in Belgium

Did you know all our team buildings are conceptualized and developed in-house?

Each activity undergoes rigorous stages to guarantee a balanced team building experience. Post brainstorming, we sketch our vision, then bring it to life in our workshop. **Leveraging our vast expertise and cutting-edge production methods, we consistently produce impeccable results.**

And to ensure top-notch quality, our dedicated test crew meticulously evaluates each new activity.

Take a look in our workshop





Do you have a question?

We are here for you.

+32 (0)15 79 39 27
info@rentsomefun.be